

Berg Softeners



RESIN
REGENERATION



OPERATION
CONTROL



ION
EXCHANGE



CERTIFIED
RESIN




LCD
DISPLAY




INTELLIGENT
OPERATION



Berg Softeners



Multi-language menu,
touch interface



Connectors, transformer
and by-pass included in the set.



Salt inlet

Modern design, stable work

A compact softener dedicated for home or small company use. Controlled by a clear LCD screen with a user-friendly, multi-language menu. The valve is protected by firm locking clips. The softener offers: stable operation, access to water during regeneration (thanks to the built-in by-pass) and small water consumption.

Berg MODEL 20L-25L

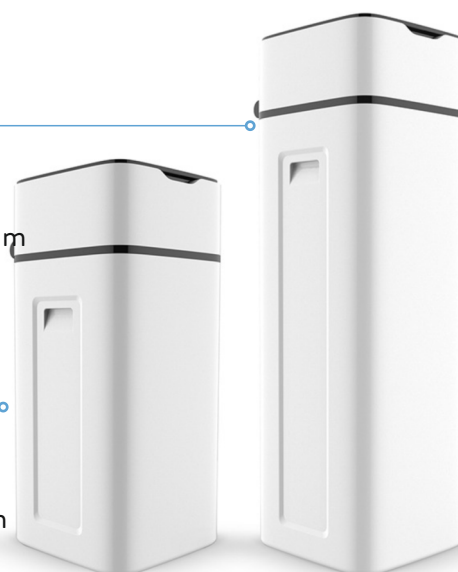
Capacity: up to 2500 L/h

Dimensions: 335 * 335 * 1045 mm

Berg MODEL 15L

Capacity: up to 1500 L/h

Dimensions: 335 * 335 * 775 mm



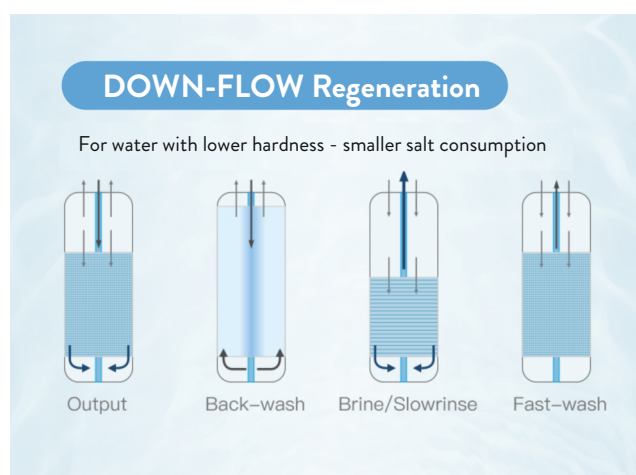
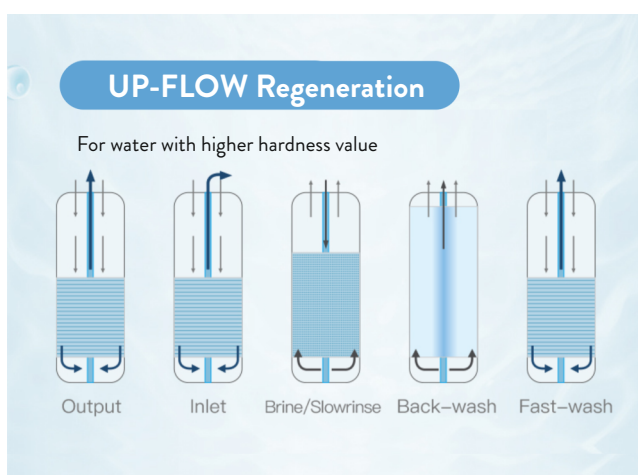
www.greenfilter.com.pl

Technical specification:

Inlet water: municipal
Inlet water pressure: 0,15 - 0,5 Mpa
Inlet water temperature: 2-40 st. C
Power: 100-240 V, 50-60 Hz
Connection: 3/4"
Regeneration mode: adjustable
Regeneration time: ca. 60 min.
Drain: 3/8"

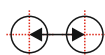


Regeneration modes:



Connection
height:
80 cm
(25L type)
from floor level

Distance between
connectors:
8 cm



appliance
protection

longer lifespan of furnace, radioators, no stains
and residue on installation elements and appliances

less
chemicals

smaller consumption of cosmetics and
cleaning materials

save
money

short regeneration cycles equals less water
consumption